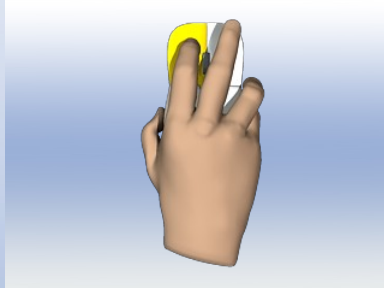


VIRTUAL DISSECTION

How to Use:

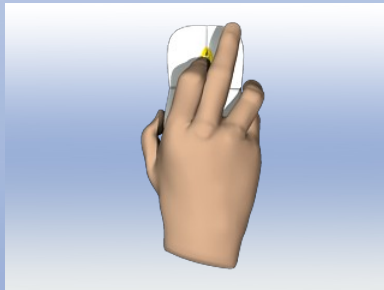
How do I use the 3D window to explore the body?

Left Click:



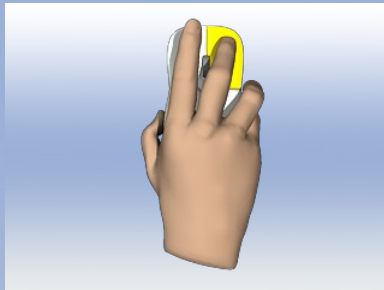
To move the camera around. (click and drag)
To select an object.
To bring the focus to an object. (double click)

Scroll Wheel:



To zoom in and out.
To zoom up and down (click and drag)

Right Click:



To see the definition of the selected part.*
To see more information on the selected part.*
*You need to be actively in the free explore section for these features to work.

Remove Button:



Sets the selected object to be invisible.

Transparency Button:



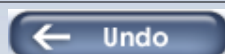
Sets the selected object to be transparent.
-set level of transparency
-if object is transparent, it will change object to be opaque.

Isolate Button:



Sets all objects to be invisible with the exception of the selected object.

Undo Button:




Undoes the last action in the 3D window.

Refresh Button:



Resets the visibility of all objects.

Zoom Slider:



Move slider left to zoom in.
Move slider right to zoom out.

Panning Slider:



Move slider up to view the upper part of the body.
Move slider down to view the lower part of the body.